

SSL545BF-AT

SURFACE MOUNT SCHOTTKY BARRIER RECTIFIER

Forward Current-5.0A

Reverse Voltage-45V

FEATURES

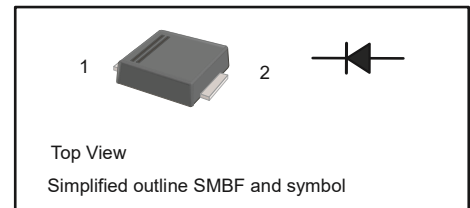
- ◆ For surface mount applications
- ◆ High forward surge current capability
- ◆ Low power loss,high efficiency
- ◆ Metal silicon junction,majority carriers conduction

MECHANICAL DATA

- ◆ Case: SMBF molded plastic body
- ◆ Terminals: Solderable per MIL-STD-750 , Method 2026
- ◆ Weight: Approximated 0.057 grams

PINNING

PIN	DESCRIPTION
1	Cathode
2	Anode



MAXIMUM RATINGS AND ELECTRICAL CHARACTERISTICS

Ratings at 25°C ambient temperature unless otherwise specified.

Single phase half-wave 60 Hz, resistive or inductive load, for capacitive load current derating by 20 %.

PARAMETER	SYMBOL	SSL545BF-AT	UNIT
Maximum Repetitive Peak Reverse Voltage	V_{RRM}	45	V
Maximum RMS Voltage	V_{RMS}	32	V
Maximum DC Blocking Voltage	V_{DC}	45	V
Maximum Average Forward Rectified Current	$I_{F(AV)}$	5	A
Peak Forward Surge Current (Note1)	I_{FSM}	150	A
Maximum Forward Voltage at 5.0 A	V_F	0.45	V
Maximum DC Reverse Current at Rated DC Blocking Voltage at $T_A=25^\circ\text{C}$	I_R	0.5	mA
Typical Junction Capacitance (Note2)	C_J	700	pF
Typical Thermal Resistance (Note3)	$R_{\theta JA}$	45	$^\circ\text{C/W}$
Operating and Storage Temperature Range	T_J, T_{STG}	-55 to +150	$^\circ\text{C}$

Notes: 1. Measured at 8.3 ms single half sine wave superimposed on rated load (JEDEC Method).

2. Measured at 1MHz and applied reverse voltage of 4 V D.C.

3. P.C.B. mounted with 2.0" X 2.0" (5cm X 5 cm) copper pad areas.

Dated: 09/2016

Rev:1.0

RATINGS AND CHARACTERISTIC CURVES

Fig.1 Forward Current Derating Curve

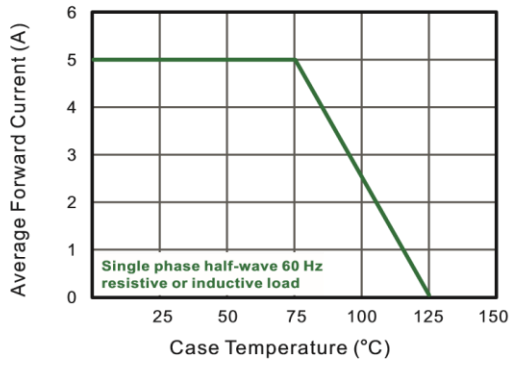


Fig.2 Typical Reverse Characteristics

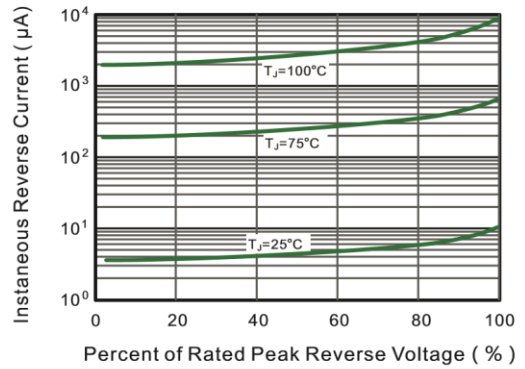


Fig.3 Typical Forward Characteristic

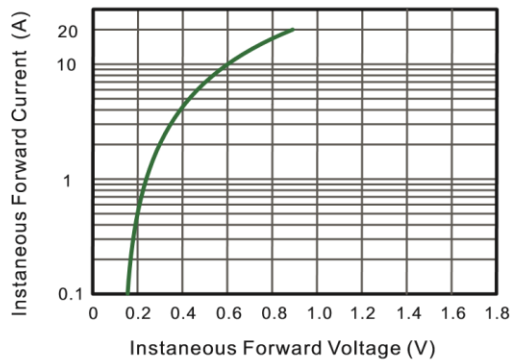


Fig.4 Typical Junction Capacitance

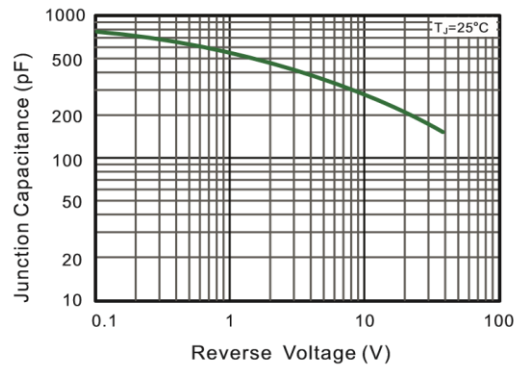


Fig.5 Maximum Non-Repetitive Peak Forward Surge Current

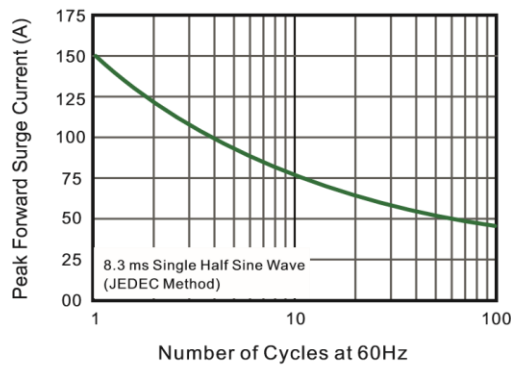
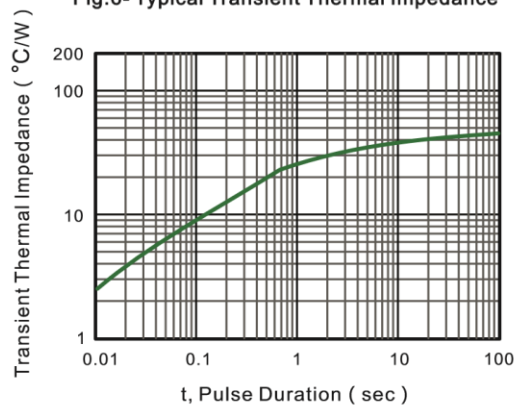


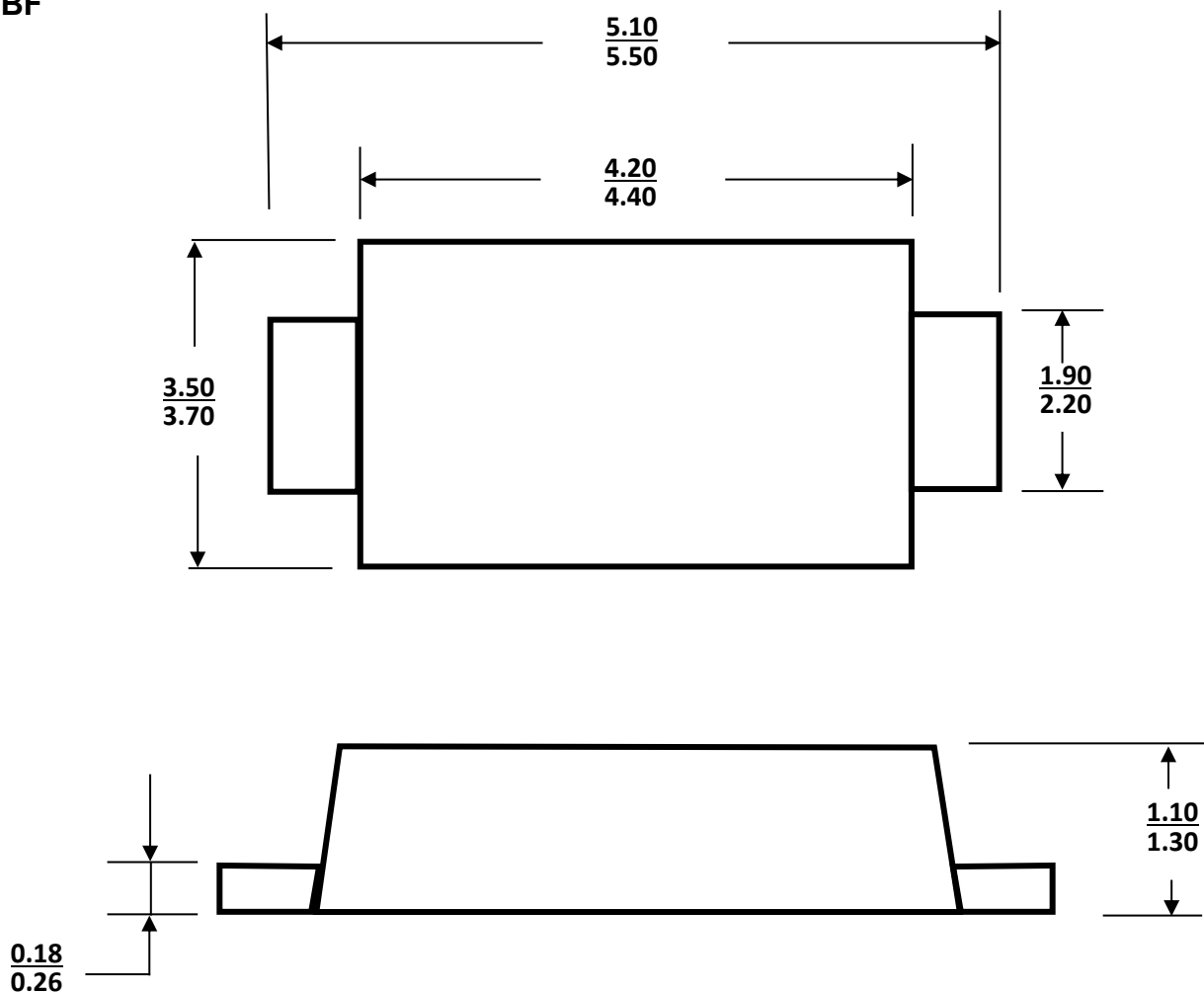
Fig.6- Typical Transient Thermal Impedance



SSL545BF-AT

PACKAGE OUTLINE

SMBF



Dimensions in millimeters

ORDERING INFORMATION

Device	Package	Shipping
SSL545BF-AT	SMBF	5,000/Tape & Reel (13 inches)

Dated: 09/2016

Rev:1.0