

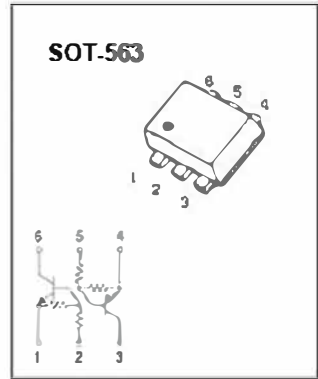
Digital Transistors (Built-in Resistors)

EMD22 Dual Digital Transistors (NPN+PNP)

FEATURES

- Both the DTA143Z chip and DTC143Z chip in a package.
- Mounting possible with SOT-563 automatic mounting machines.
- Transistor elements are independent, eliminating interference.
- Mounting cost and area be cut in half.

Marking: D22



DT1 Absolute maximum ratings($T_a=25^\circ\text{C}$ unless otherwise specified)

Symbol	Parameter	Value	Unit
V_{cc}	Supply Voltage	50	V
V_{BI}	Input Voltage	-5~+30	V
I_o	Output Current	100	mA
$I_{C(MAX)}$		100	mA
P_D	Power Dissipation	150	mW
T_J	Junction Temperature	150	$^\circ\text{C}$
T_{STG}	Storage Temperature	-55~+150	$^\circ\text{C}$

ELECTRICAL CHARACTERISTICS ($T_a=25^\circ\text{C}$ unless otherwise specified)

Parameter	Symbol	Test conditions	Min	Typ	Max	Unit
Input voltage	$V_{I(on)}$	$V_{cc}=5V, I_o=100\mu\text{A}$	0.5			V
	$V_{I(off)}$	$V_o=0.3V, I_o=5\text{mA}$			1.3	V
Output voltage	$V_{O(on)}$	$I_o=5\text{mA}, I_i=0.25\text{mA}$			0.3	V
Input current	I_i	$V_i=5V$			1.8	mA
Output current	$I_{O(on)}$	$V_{cc}=50V, V_i=0$			0.5	μA
DC current gain	G_o	$V_o=5V, I_o=10\text{mA}$	80			
Input resistance	R_i	-	3.29		6.11	K Ω
Resistance ratio	R_2/R_1		8		12	
Transition frequency	f_T	$V_o=10V, I_o=5\text{mA}, f=100\text{MHz}$		250		MHz

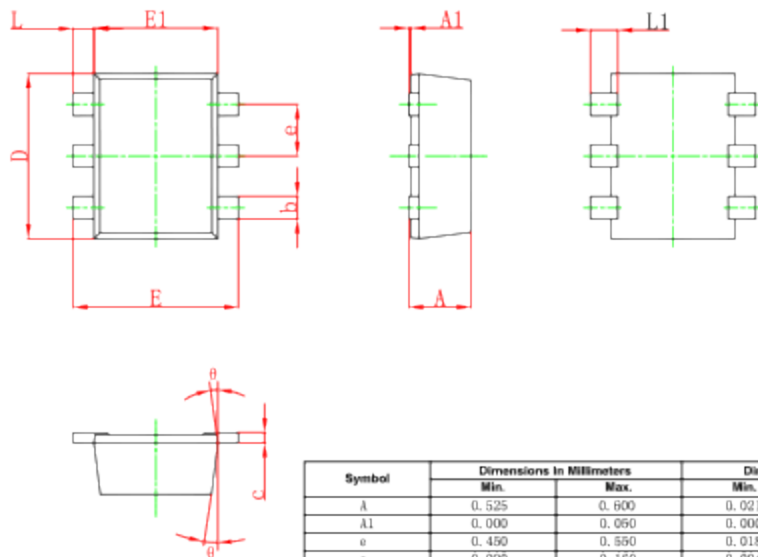
DTr2 Absolute maximum ratings($T_a=25^{\circ}\text{C}$ unless otherwise specified)

Symbol	Parameter	Value	Unit
V_{CC}	Supply Voltage	-50	V
V_{IN}	Input Voltage	-30~+5	V
I_O	Output Current	-100	mA
$I_{O(MAX)}$		-100	mA
P_D	Power Dissipation	150	mW
T_J	Junction Temperature	150	$^{\circ}\text{C}$
T_{STG}	Storage Temperature	-55~+150	$^{\circ}\text{C}$

Electrical characteristics ($T_a=25^{\circ}\text{C}$ unless otherwise specified)

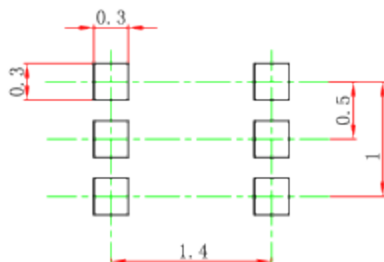
Parameter	Symbol	Test conditions	Min	Typ	Max	Unit
Input voltage	$V_{I(off)}$	$V_{CC}=-5V, I_O=-100\mu\text{A}$	-0.5			V
	$V_{I(on)}$	$V_O=-0.3V, I_O=-5\text{mA}$			-1.3	V
Output voltage	$V_{O(on)}$	$I_O=-5\text{mA}, I_I=-0.25\text{mA}$			-0.3	V
Input current	I_I	$V_I=-5V$			-1.8	mA
Output current	$I_{O(off)}$	$V_{CC}=-50V, V_I=0$			-0.5	μA
DC current gain	G_1	$V_O=-5V, I_O=-10\text{mA}$	80			
Input resistance	R_I	-	3.29		6.11	K Ω
Resistance ratio	R_2/R_1		8		12	
Transition frequency	f_T	$V_O=-10V, I_O=-5\text{mA}, f=100\text{MHz}$		250		MHz

SOT-563 Package Outline Dimensions



Symbol	Dimensions in Millimeters		Dimensions in Inches	
	Min.	Max.	Min.	Max.
A	0.525	0.600	0.021	0.024
A1	0.000	0.050	0.000	0.002
e	0.450	0.550	0.018	0.022
c	0.090	0.160	0.004	0.006
D	1.500	1.700	0.059	0.067
b	0.170	0.270	0.007	0.011
E1	1.100	1.300	0.043	0.051
E	1.500	1.700	0.059	0.067
L	0.100	0.300	0.004	0.012
L1	0.200	0.400	0.008	0.016
theta	7° REF.		7° REF.	

SOT-563 Suggested Pad Layout

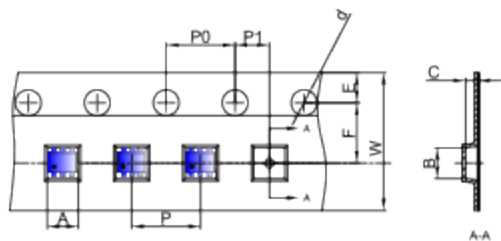


- Note:
1. Controlling dimension: in millimeters.
 2. General tolerance: $\pm 0.05\text{mm}$.
 3. The pad layout is for reference purposes only.

NOTICE

JCET reserve the right to make modifications, enhancements, improvements, corrections or other changes without further notice to any product herein. JCET does not assume any liability arising out of the application or use of any product described herein.

SOT-563 Embossed Carrier Tape



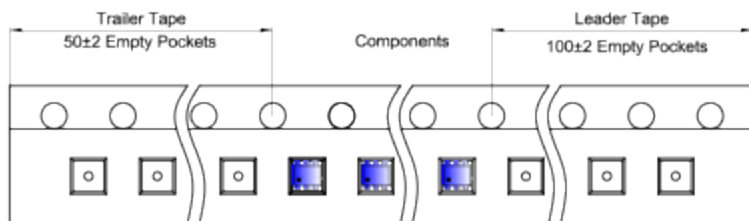
Packaging Description:

SOT-563 parts are shipped in tape. The carrier tape is made from a dissipative (carbon filled) polycarbonate resin. The cover tape is a multilayer film (Heat Activated Adhesive in nature) primarily composed of polyester film, adhesive layer, sealant, and anti-static sprayed agent. These reeled parts in standard option are shipped with 3,000 units per 7" or 17.8cm diameter reel. The reels are clear in color and is made of polystyrene plastic (anti-static coated).

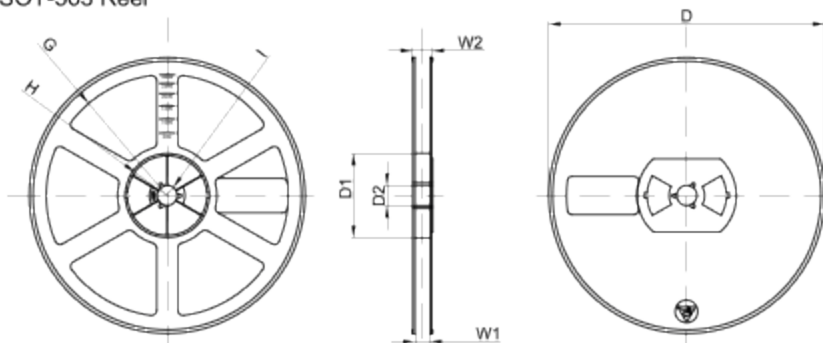
Dimensions are in millimeter

Pkg type	A	B	C	d	E	F	P0	P	P1	W
SOT-563	1.78	1.78	0.69	Ø1.60	1.75	3.50	4.00	4.00	2.00	8.00

SOT-563 Tape Leader and Trailer



SOT-563 Reel



Dimensions are in millimeter

Reel Option	D	D1	D2	G	H	I	W1	W2
7" Dia	Ø178.00	54.40	13.00	R78.00	R25.80	R6.50	9.50	12.30

REEL	Reel Size	Box	Box Size(mm)	Carton	Carton Size(mm)	G.W.(kg)
3000 pcs	7 Inch	45,000 pcs	203×203×195	180,000 pcs	438×438×220	