

TO-92 Plastic-Encapsulate Transistors

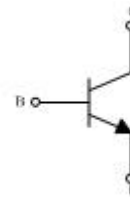
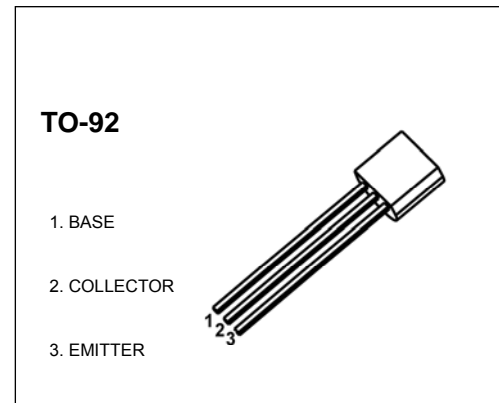
3DD13001 TRANSISTOR (NPN)

FEATURES

- Power switching applications

MAXIMUM RATINGS (T_a=25°C unless otherwise noted)

Symbol	Parameter	Value	Unit
V _{CB0}	Collector-Base Voltage	700	V
V _{CEO}	Collector-Emitter Voltage	400	V
V _{EBO}	Emitter-Base Voltage	8	V
I _C	Collector Current -Continuous	0.2	A
P _C	Collector Power Dissipation	0.625	W
T _j	Junction Temperature	150	°C
T _{stg}	Storage Temperature	-55~150	°C



ELECTRICAL CHARACTERISTICS (T_a=25°C unless otherwise specified)

Parameter	Symbol	Test conditions	Min	Typ	Max	Unit
Collector-base breakdown voltage	V _{(BR)CBO}	I _C = 1mA, I _E =0	700			V
Collector-emitter breakdown voltage	V _{(BR)CEO}	I _C =1mA, I _B =0	400		450	V
Emitter-base breakdown voltage	V _{(BR)EBO}	I _E =0.1mA, I _C =0	8			V
Collector cut-off current	I _{CBO}	V _{CB} =600V, I _E =0			100	μA
Collector cut-off current	I _{CEO}	V _{CE} =400V, I _B =0			100	μA
Emitter cut-off current	I _{EBO}	V _{EB} =7V, I _C =0			100	μA
DC current gain	h _{FE(1)}	V _{CE} =20V, I _C =20mA	14		29	
	h _{FE(2)}	V _{CE} =10V, I _C =0.25mA	5			
	h _{FE(3)}	V _{CE} =5V, I _C =0.5A	1			
Collector-emitter saturation voltage	V _{CE(sat)}	I _C =50mA, I _B =10mA			0.4	V
Base-emitter saturation voltage	V _{BE(sat)}	I _C =50mA, I _B =10mA			1.1	V
Transition frequency	f _T	V _{CE} =20V, I _C =20mA, f=1MHz	8			MHz
Rail time	t _r	I _C =0.1A			0.9	μs
Storage time	t _s		0.9		2.4	μs

CLASSIFICATION OF h_{FE(1)}

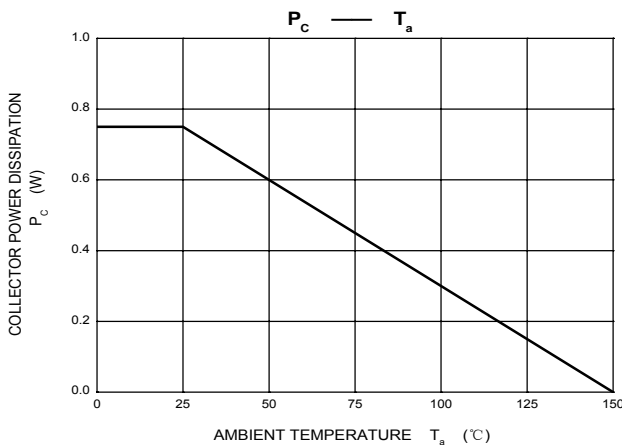
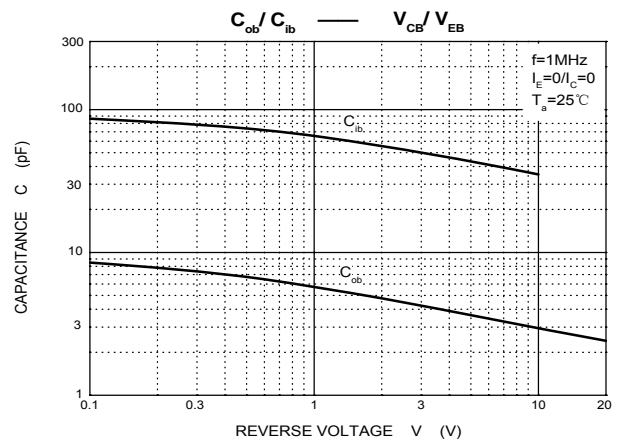
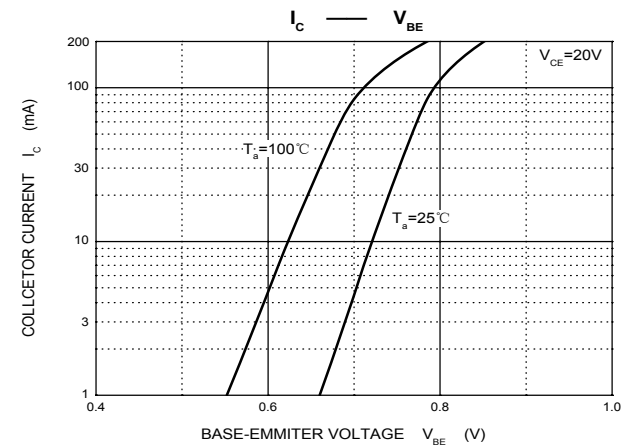
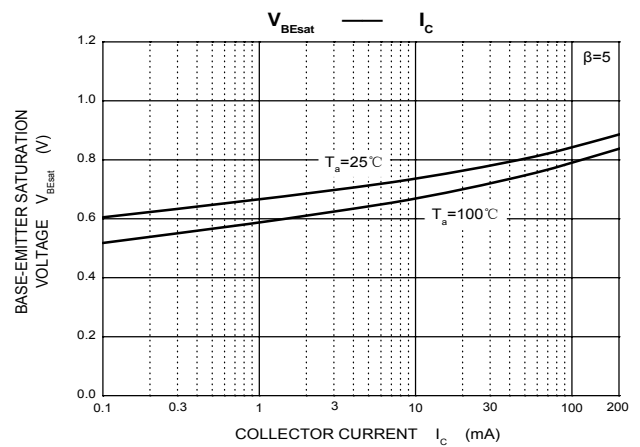
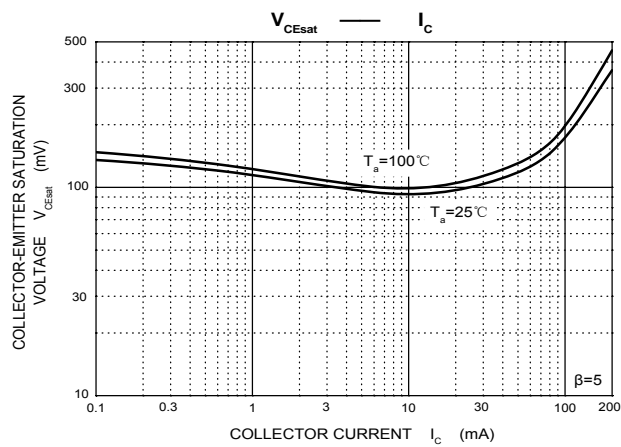
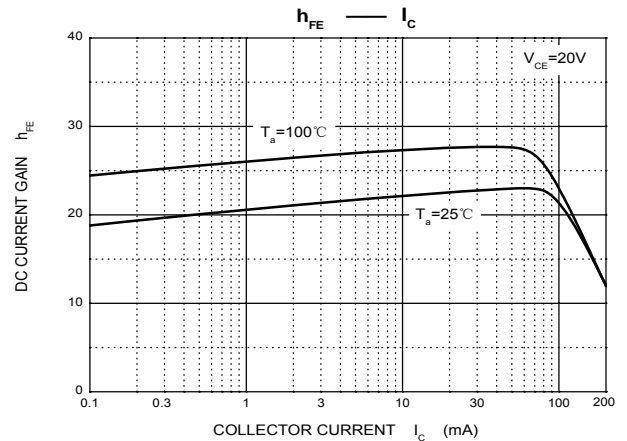
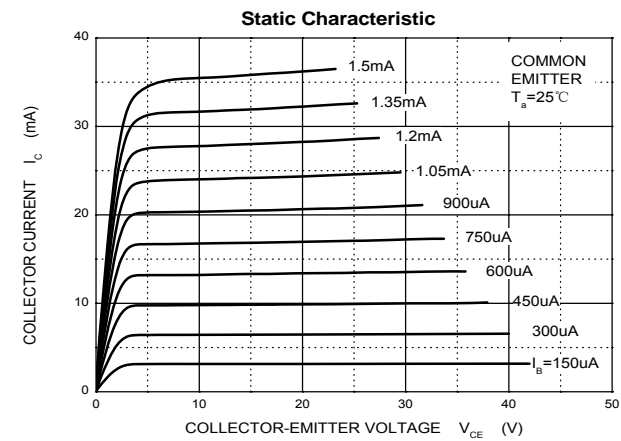
Range	14-17	17-20	20-23	23-26	26-29
-------	-------	-------	-------	-------	-------

CLASSIFICATION OF t_s

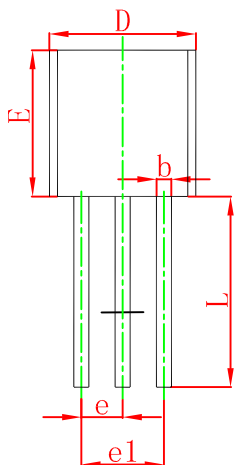
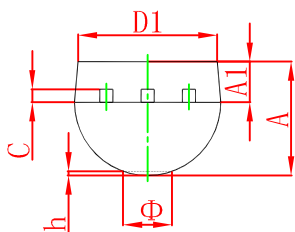
Range	0.9-2 (μs)	1.4-2.4 (μs)
-------	------------	--------------

Typical Characteristics

3DD13001

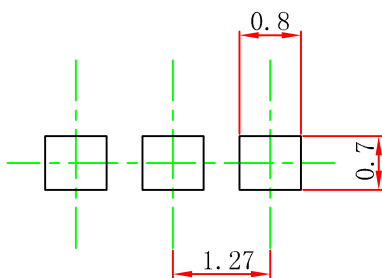


TO-92 Package Outline Dimensions



Symbol	Dimensions In Millimeters		Dimensions In Inches	
	Min	Max	Min	Max
A	3.300	3.700	0.130	0.146
A1	1.100	1.400	0.043	0.055
b	0.380	0.550	0.015	0.022
c	0.360	0.510	0.014	0.020
D	4.400	4.700	0.173	0.185
D1	3.430		0.135	
E	4.300	4.700	0.169	0.185
e	1.270 TYP		0.050 TYP	
e1	2.440	2.640	0.096	0.104
L	14.100	14.500	0.555	0.571
Φ		1.600		0.063
h	0.000	0.380	0.000	0.015

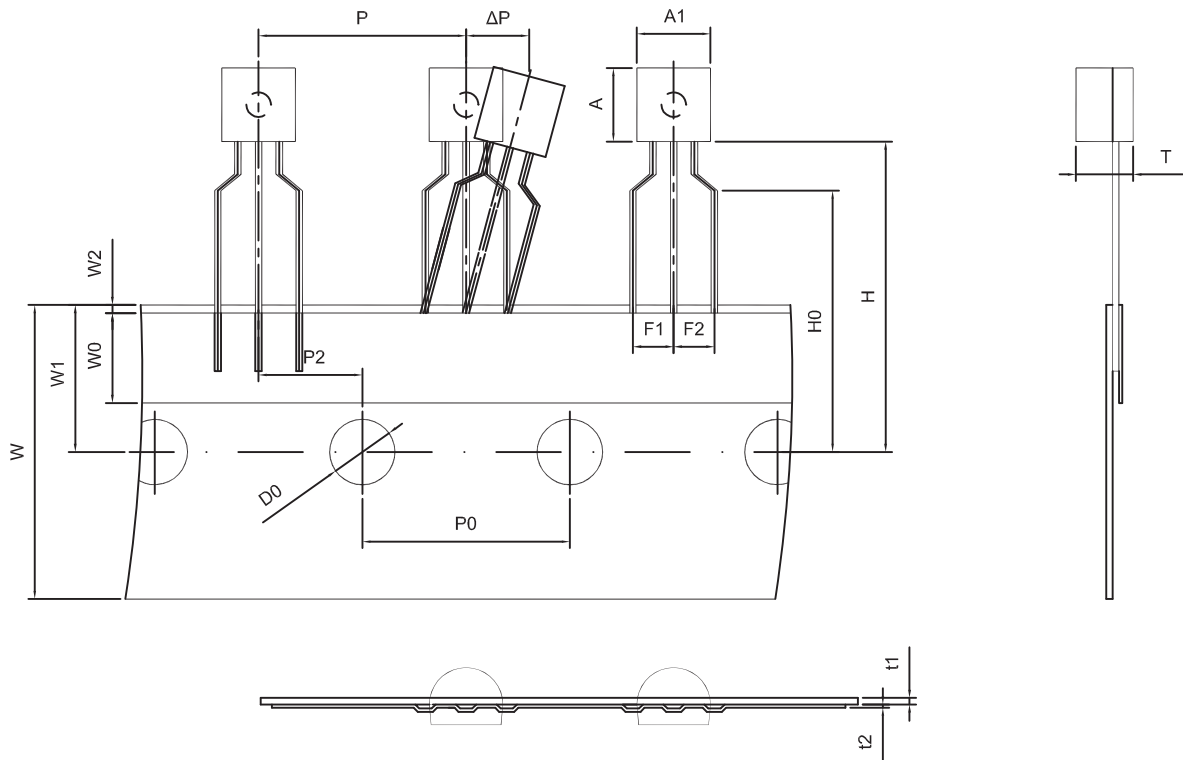
TO-92 Suggested Pad Layout



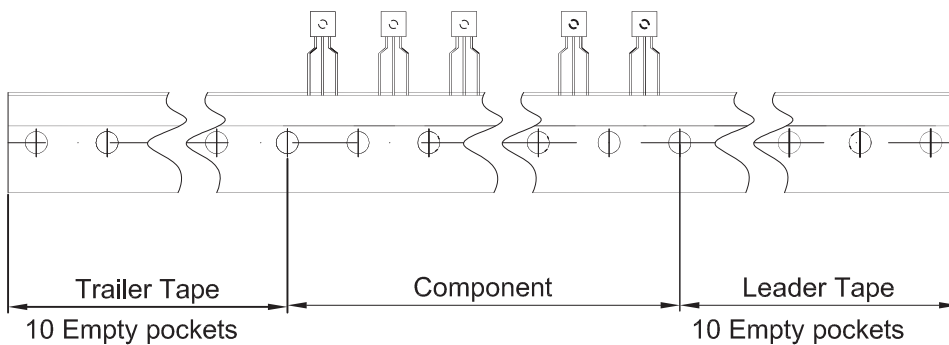
Note:

1. Controlling dimension: in millimeters.
2. General tolerance: ± 0.05 mm.
3. The pad layout is for reference purposes only.

TO-92 PACKAGE TAPEING DIMENSION



Dimiensions are in millimeter								
A1	A	T	P	P0	P2	F1	F2	W
4.5±0.2	4.5±0.2	3.5±0.2	12.7±0.3	12.7±0.2	6.35±0.3	2.5±0.3	2.5±0.3	18.0+1.0/-0.5
W0	W1	W2	H	H0	D0	t1	t2	ΔP
6.0±0.5	9.0±0.5	1.0 MAX.	19.0±1.0	16.0±0.5	4.0±0.5	0.4±0.05	0.2±0.05	0 ± 1.0



Package	Box	Box Size(mm)	Carton	Carton Size(mm)
TO-92	2000 pcs	333×162×43	20,000 pcs	350×340×250